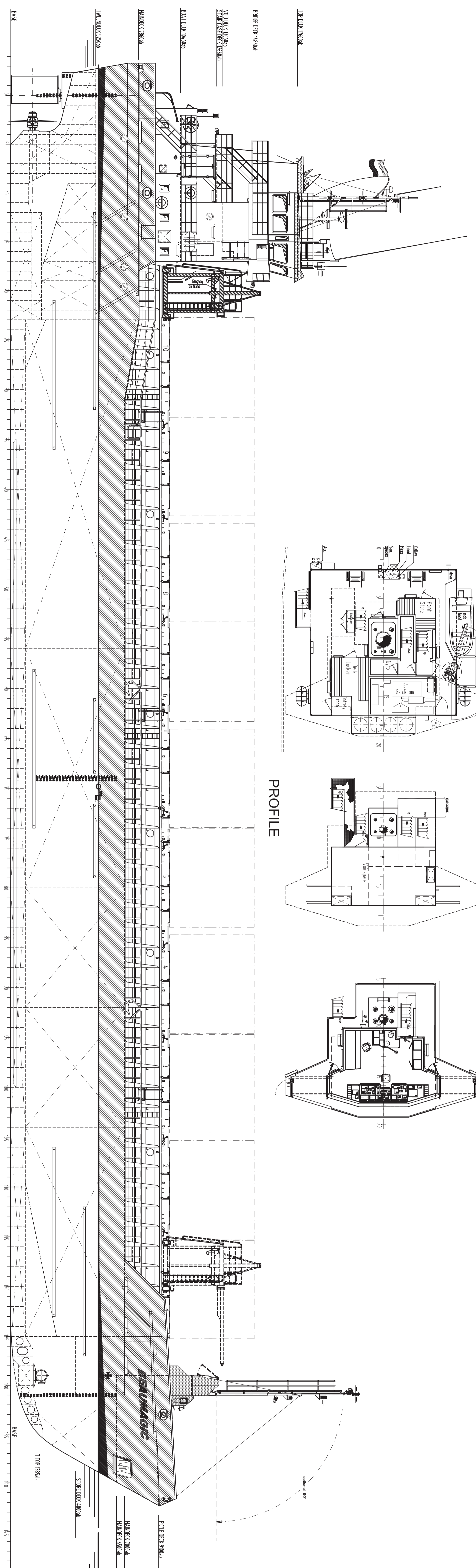


BOATDECK

VOIDDECK

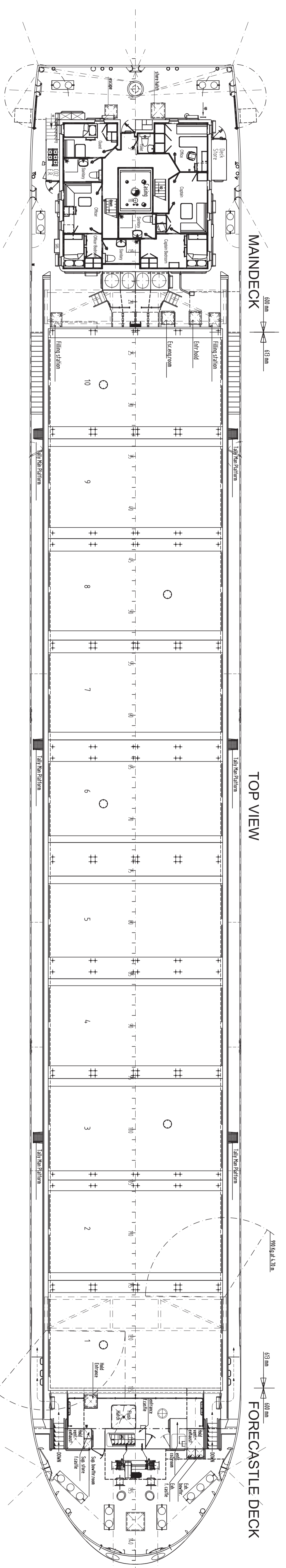
BRIDGEDECK

PROFILE



CROSS SECTION

TOP VIEW

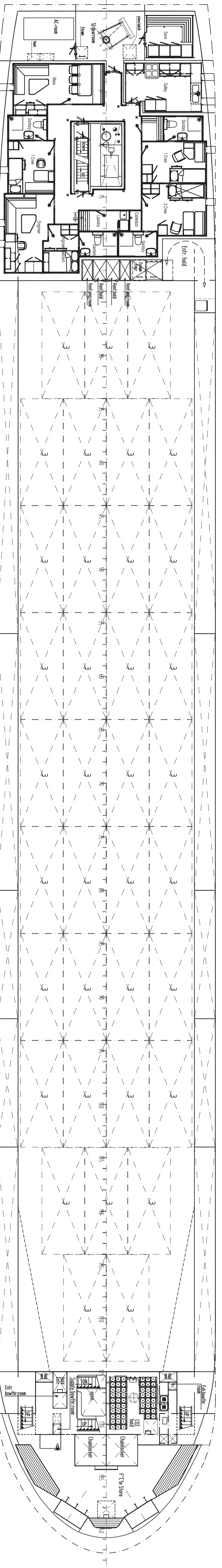


FORECASTLE DECK

STORE DECK


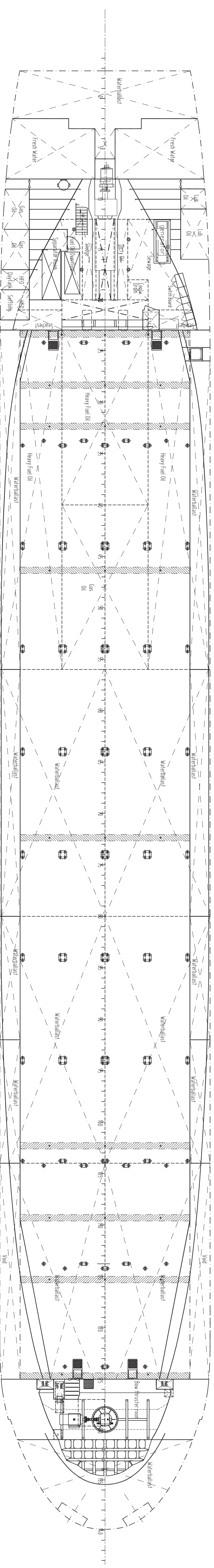
TWENDECK

BELOW MAINDECK



ENGINE ROOM

TANKTOP, 900 a.b.



**PRINCIPAL DIMENSIONS OF 3860**

Length o.a.: 88.60 m  
 L b.p.: 84.99 m  
 Breadth: 12.50 m  
 Depth to maindeck: 3.00 m  
 Depth to keel: 5.42 m  
 Draft, max: 3800 ton  
 Hold capacity approx.: 5250 m<sup>3</sup>

Can-liner capacity: 108 TEU

Tonnage about:  
 GRT: 2545 GRT  
 DWT: 88 TEU

Class: I.R.S. - IONAL - I.M.C. UMS  
 NSI - 0-mans watchkeeping